

Something

George Harrison

Tonart C

F Eb G

1. Strophe:

C **Cmaj7**
Something in the way she moves,
C7 **F**
Attracts me like no other lover.
D **D7** **G**
Something in the way she woos me.

Refrain:

Am **Abaug**
I don't wanna leave her now,
C/G **D/F#**
You know I believe, and how.

F Eb G

2. Strophe:

C **Cmaj7**
Somewhere in her smile she knows,
C7 **F**
That I don't need no other lover.
D **D7** **G**
Something in her style that shows me.

Bridge:

A C#m F#m A

You're asking me will my love grow,

D G A

I don't know, I don't know.

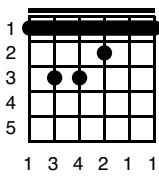
A C#m F#m A

You stick around now, it may show,

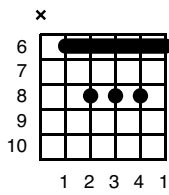
D G C

I don't know, I don't know.

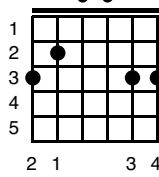
F



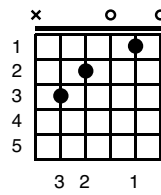
Eb



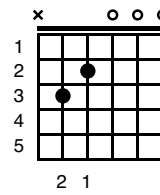
G



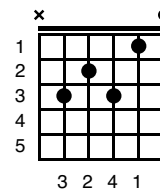
C



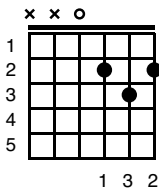
Cmaj7



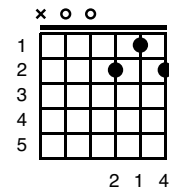
C7



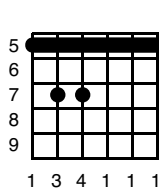
D



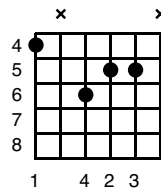
D7



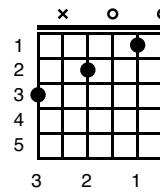
Am



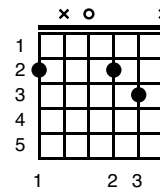
Abaug



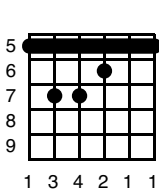
C/G



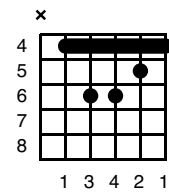
D/F#



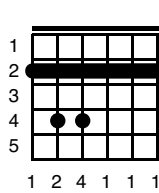
A



C#m



F#m



Something

Solo

C

H

TAB 4/4

7 9 8 9

Cmaj7

H

sl.

sl.

7 9 8 10 10 8 9

C7

H

H

sl.

P

7 9 8 10 8 10 11 8 8 10 8

F

sl.

sl.

sl.

12 10 8 10 8 10 8 8 7 9 8 8

D

sl.

D7

sl.

full

7 9 7 5 7 7 7 10 8 7

G

Am

A^b aug

C/G

D/F#

F

E^b

G

C

Something

Details

Bei F in der Strophe

F

TAB 4/4

1 1 2 3 3 1
1 1 2 3 3 1
1 1 2 3 3 1
1 1 2 3 3 1

Übergang in den Refrain

G

3 0 0 0 0 0
2 0 0 0
3 0 0 0

Bridge Mitte (Bei A)

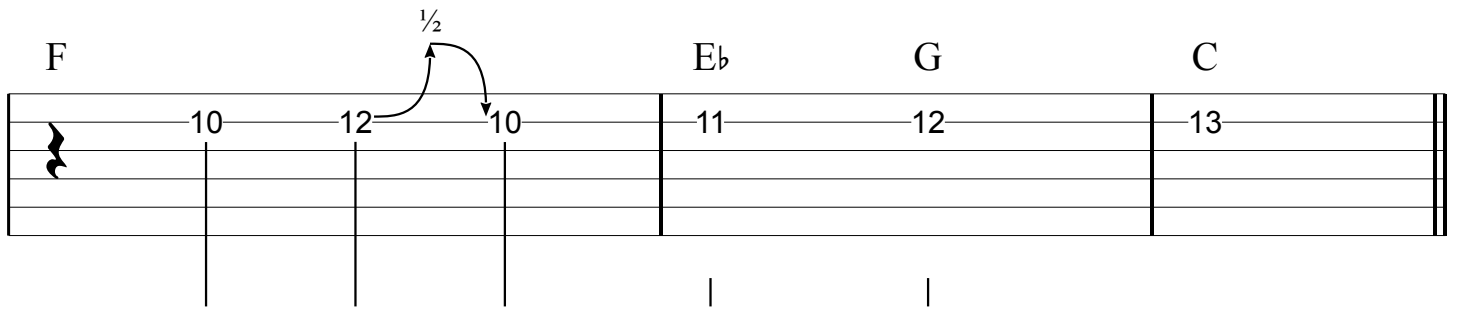
A

5 4 3 2 1 0
4 3 2 1 0
3 2 1 0

Bridge Ende (bei C)

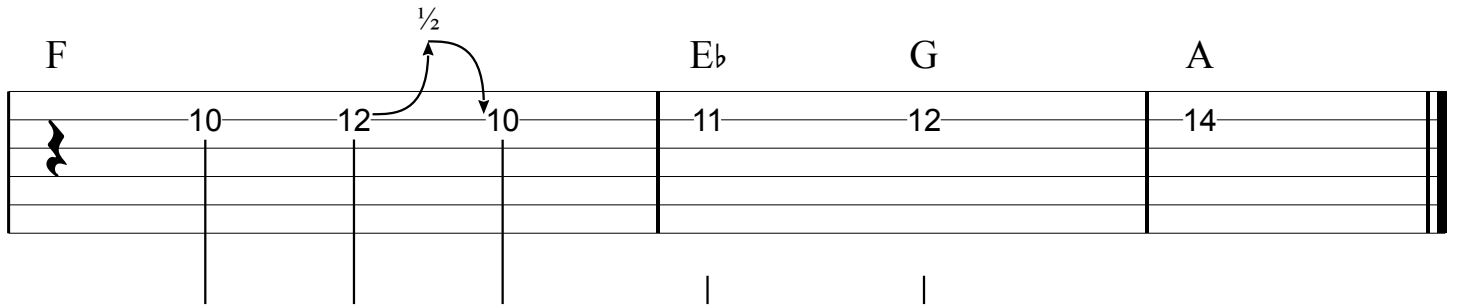
3 2 1 0
4 3 2 1 0
3 2 1 0

Solo Intro



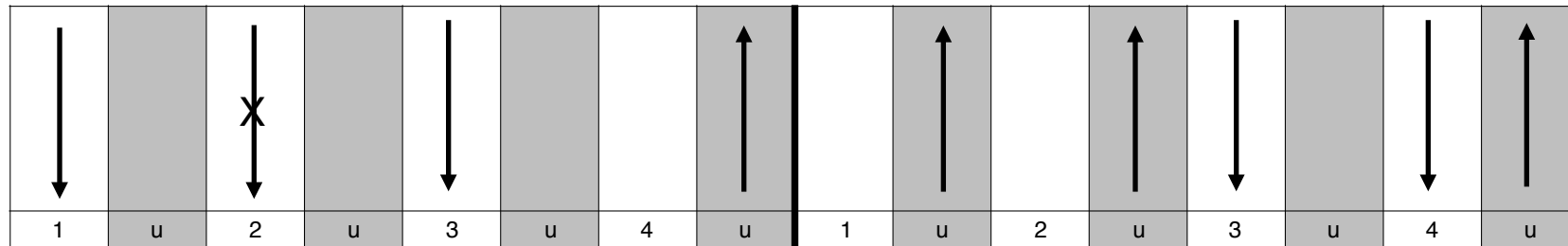
Musical notation for the Solo Intro section. It consists of three measures on a six-line staff. The first measure is labeled 'F' and contains notes at frets 10, 12, and 10. A curved arrow labeled $\frac{1}{2}$ indicates a half-note bend from the 12th fret to the 10th fret. The second measure is labeled 'Eb' and contains notes at frets 11 and 12. The third measure is labeled 'C' and contains a note at fret 13. Vertical bar lines separate the measures, and a double bar line is at the end. Vertical stems are present below the staff for frets 10, 11, 12, and 13.

Solo Übergang in die Bridge



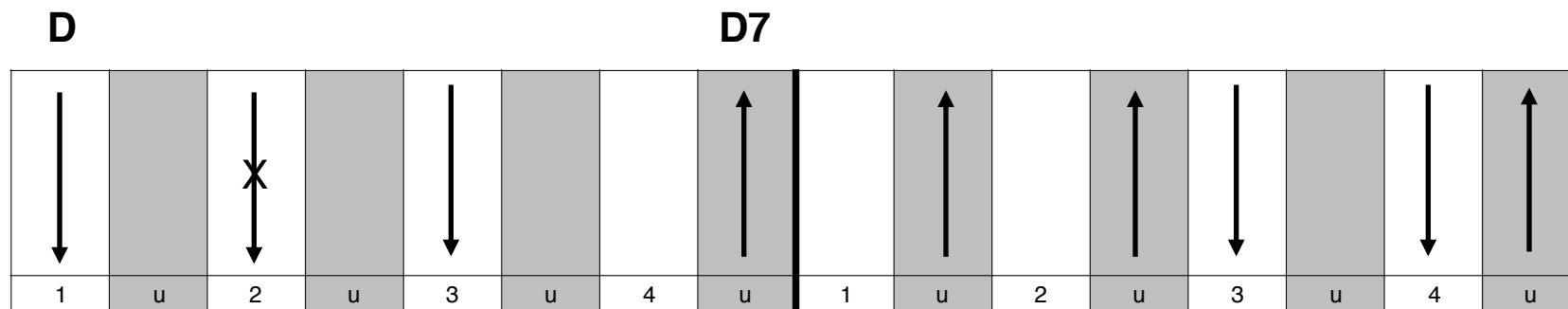
Musical notation for the Solo Übergang in die Bridge section. It consists of three measures on a six-line staff. The first measure is labeled 'F' and contains notes at frets 10, 12, and 10. A curved arrow labeled $\frac{1}{2}$ indicates a half-note bend from the 12th fret to the 10th fret. The second measure is labeled 'Eb' and contains notes at frets 11 and 12. The third measure is labeled 'A' and contains a note at fret 14. Vertical bar lines separate the measures, and a double bar line is at the end. Vertical stems are present below the staff for frets 10, 11, 12, and 14.

Anschlag Strophe und Bridge



Hinweis: Halbtaktiger Akkordwechsel in der Bridge und bei **D** u. **D7** in der Strophe

Beispiel:



Anschlag Refrain

↓		↓		↓		↓			↓		↓		↓		↓	
1	u	2	u	3	u	4	u		1	u	2	u	3	u	4	u

Anschlag Intro

F							Eb				G					
↓		X		↓		X			↓		X		↓		X	
1	u	2	u	3	u	4	u		1	u	2	u	3	u	4	u

Ablauf

Intro

Strophe

Refrain

Intro

Strophe

Refrain

Intro

Bridge

Solo