

Satisfaction

Tonart E

Rolling Stones

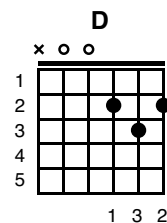
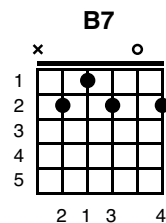
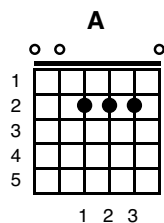
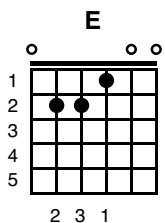
Intro:

Refrain:

E **A**
I can't get no satisfaction
E **A**
I can't get no satisfaction
 E **B7** **E** **A**
Cause I try and I try and I try and try

Strophe 1:

E **D** **A E** **D**
I can't get no I can't get no
 A E **D** **A E**
I can't get no I can't get no
 A E **D** **A E**
I can't get no no no no



Satisfaction

Rolling Stones

Intro

E D A

1 2

TAB 4/4

• • • • • •

2 2 2 4 5 (5) 5 5 4

• • • • • •

Anschlag Refrain

↓		↓	↑	3	↑	↓	↑
1	u	2	u	3	u	4	u

Anschlag Strophe

E				D				D			A				
↓		↓	↑	3	↑	↓	↑	↓		↓	↑	↓		↓	
1	u	2	u	3	u	4	u	1	u	2	u	3	u	4	u

Ablauf

Intro

Refrain

Strophe

Intro

Refrain

Strophe

Intro

Hinweis:

letztes **E** in der Strophe endet mit einem Abschlag. Dann 2 Takte Pause und weiter gehts mit Intro.